

Methods of Folding of Election Mail

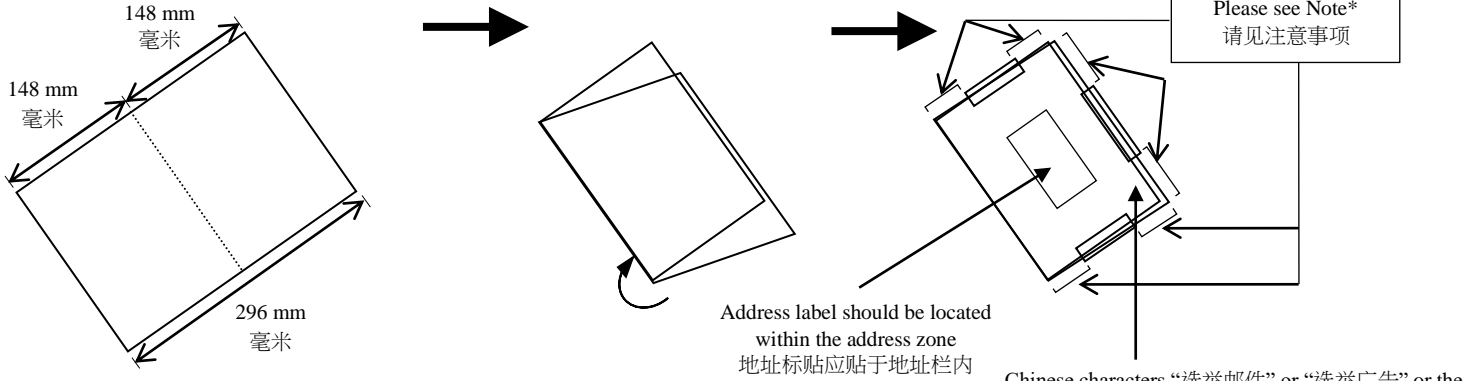
选举邮件的摺叠方法

* Note: Regardless of any methods of folding or whether the opening of the election mail is closed or not, all openings shall not exceed 90 mm. Otherwise, they must be sealed with adhesive tape.

注意事项：无论选举邮件以任何方法摺叠或开口是否已经封口，所有开口部分不得超过90毫米，否则必须以胶纸封口。

Figure 1 : Folder of A4 (296 mm) size

图示一：对摺的A4（296毫米）尺寸纸张



Chinese characters “选举邮件” or “选举广告” or the English words “Election Mail” or “Election Advertisement” should be printed on the address side of the publicity materials

须在宣传品贴上地址的一面印上中文“选举邮件”或“选举广告”或英文“Election Mail”或“Election Advertisement”字样

Figure 2 : Folder of A4 (296 mm) size with 2 folds

图示二：两摺的A4（296毫米）尺寸纸张

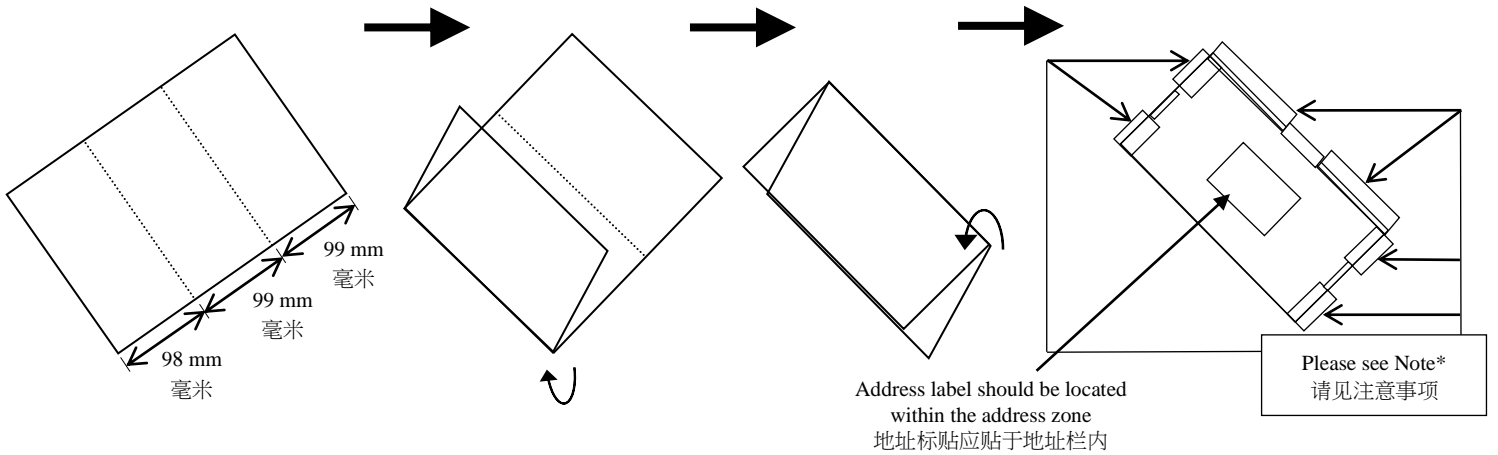
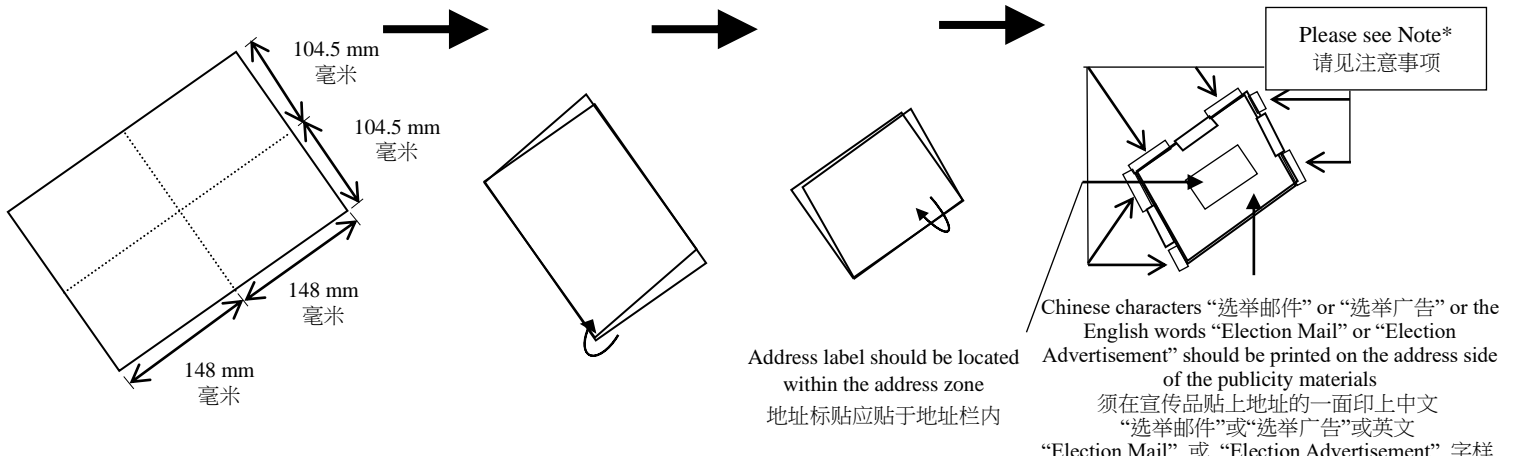


Figure 3 : Folder of A4 (296 mm) size with 2 folds

图示三：两摺的A4（296毫米）尺寸纸张



Chinese characters “选举邮件” or “选举广告” or the English words “Election Mail” or “Election Advertisement” should be printed on the address side of the publicity materials

须在宣传品贴上地址的一面印上中文“选举邮件”或“选举广告”或英文“Election Mail”或“Election Advertisement”字样

Methods of Folding of Election Mail

选举邮件的摺叠方法

Figure 4A & 4B : Folder of A4 (296 mm) size sealed with address label
图示四A及四B：以地址标贴封口的A4（296毫米）尺寸纸张

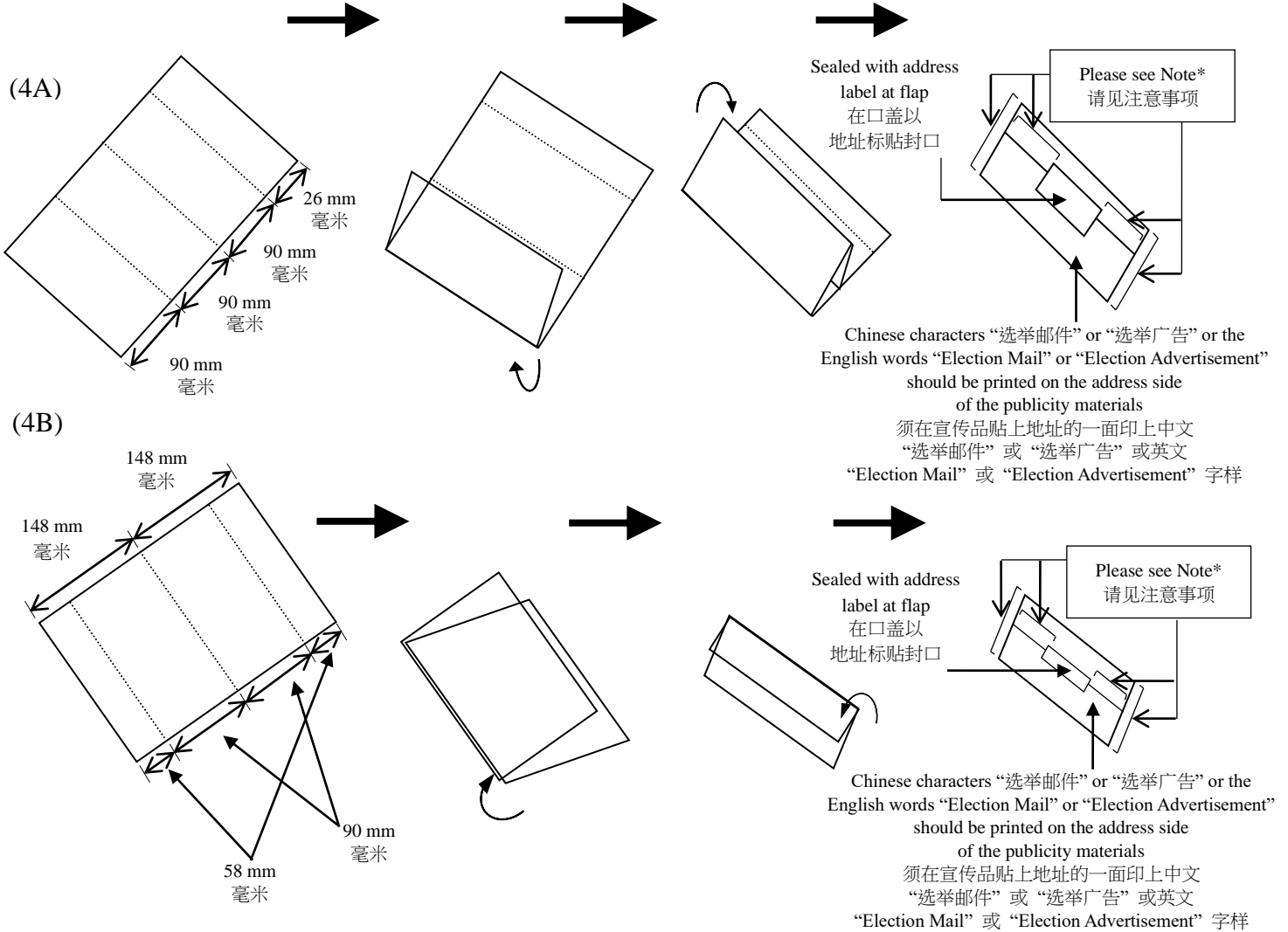


Figure 5 : Folder of A4 (296 mm) size sealed with address label
图示五：以地址标贴封口的A4（296毫米）尺寸纸张

